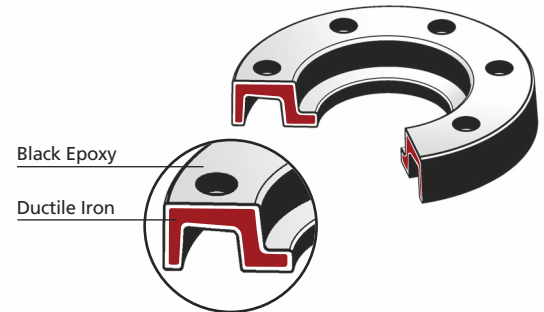
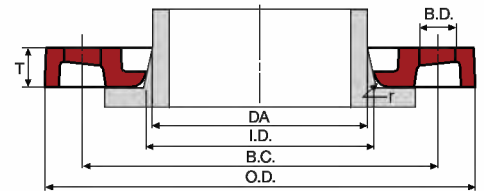


Epoxy Coated Ductile Iron Flange PN10

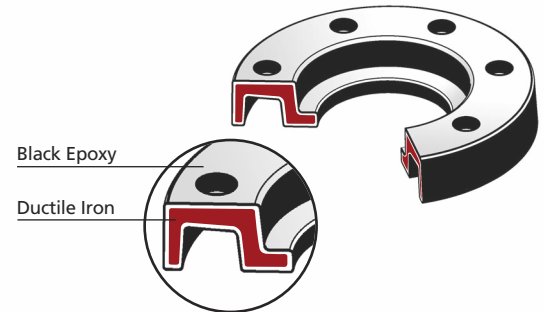


- Profiled Ductile Iron Flange GGG 40, black epoxy coated or Hot Dip Galvanised (HDG)
- fusion bonded black epoxy coating to DIN 30677
- for use on PE, PP and PVDF butt welding flange adaptors
- available in dimensions from DN 40 to DN 1600
- PN 10 according to ISO/DIN 2501 – EN 1092
- flanges have a safety factor of 2

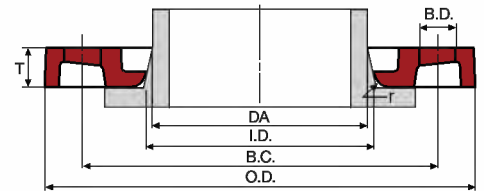


DA (mm)	DN (mm)	Code	Outside Dia. O.D.	Inside Dia. I.D.	Flange Thickness T	Bolt Circle B.C.	Bolt Hole B.D.	Bolt Count N	Bolt Size M	Radius r	Operating Pressure max. (bar)	Weight kg/pc.
50	40	DF2DI 50-10	150	62	16	110	18	4	M16	3	16	1,0
63	50	DF2DI 63-10	165	78	16	125	18	4	M16	3	16	1,1
75	65	DF2DI 75-10	185	92	16	145	18	4	M16	3	16	1,4
90	80	DF2DI 90-10	200	108	19	160	18	8	M16	3	16	1,6
110	100	DF2DI 110-10	220	128	19	180	18	8	M16	3	16	1,8
125	100	DF2DI 125-10	220	135	19	180	18	8	M16	3	16	1,7
140	125	DF2DI 140-10	250	158	19	210	18	8	M16	3	16	2,1
160	150	DF2DI 160-10	285	178	19	240	22	8	M20	3	16	2,6
180	150	DF2DI 180-10	285	188	19	240	22	8	M20	3	16	2,5
200	200	DF2DI 200-10	340	235	18	295	22	8	M20	3	10	3,5
225	200	DF2DI 225-10	340	238	18	295	22	8	M20	3	10	3,5
250	250	DF2DI 250-10	395	288	22	350	22	12	M20	3	10	5,3
280	250	DF2DI 280-10	395	294	22	350	22	12	M20	3	10	5,1
315	300	DF2DI 315-10	445	338	26	400	22	12	M20	3	10	6,6
355	350	DF2DI 355-10	505	376	30	460	22	16	M20	4	10	11,3
400	400	DF2DI 400-10	565	430	34	515	26	16	M24	4	10	14,2
450	500	DF2DI 450-10	670	517	42	620	26	20	M24	6	10	21,5
500	500	DF2DI 500-10	670	533	38	620	26	20	M24	4	10	18,7
560	600	DF2DI 560-10	785	618	50	725	30	20	M27	7	10	34,8
630	600	DF2DI 630-10	785	645	40	725	30	20	M27	4	10	26,4
710	700	DF2DI 710-10	900	740	45	840	30	24	M27	5	6	36,4
800	800	DF2DI 800-10	1015	843	53	950	33	24	M30	5	6	50,5
900	900	DF2DI 900-10	1115	947	56	1050	33	28	M30	5	6	55,8
1000	1000	DF2DI 1000-10	1230	1050	62	1160	36	28	M33	5	6	71,1
1200	1200	DF2DI 1200-10	1455	1260	68	1380	39	32	M36	6	4	101,0
1400	1400	DF2DI 1400-10	1675	1441	72	1590	42	36	M39	6	4	143,0
1600	1600	DF2DI 1600-10	1915	1644	84	1820	48	40	M45	6	4	203,0

Epoxy Coated Ductile Iron Flange PN16



- Profiled Ductile Iron Flange GGG 40, black epoxy coated or Hot Dip Galvanised (HDG)
- fusion bonded black epoxy coating to DIN 30677
- for use on PE, PP and PVDF butt welding flange adaptors
- available in dimensions from DN 40 to DN 600
- PN 16 according to ISO/DIN 2501 – EN 1092
- flanges have a safety factor of 2



DA (mm)	DN (mm)	Code	Outside Dia. O.D.	Inside Dia. I.D.	Flange Thickness T	Bolt Circle B.C.	Bolt Hole B.D.	Bolt Count N	Bolt Size M	Radius r	Operating Pressure max. (bar)	Weight kg/pc.
50	40	PL2DI 50-10	150	62	16	110	18	4	M16	3	16	1,0
63	50	PL2DI 63-10	165	78	16	125	18	4	M16	3	16	1,1
75	65	PL2DI 75-10	185	92	16	145	18	4	M16	3	16	1,4
90	80	PL2DI 90-10	200	108	19	160	18	8	M16	3	16	1,6
110	100	PL2DI 110-10	220	128	19	180	18	8	M16	3	16	1,8
125	100	PL2DI 125-10	220	135	19	180	18	8	M16	3	16	1,7
140	125	PL2DI 140-10	250	158	19	210	18	8	M16	3	16	2,1
160	150	PL2DI 160-10	285	178	19	240	22	8	M20	3	16	2,6
180	150	PL2DI 180-10	285	188	19	240	22	8	M20	3	16	2,5
200	200	PL2DI 200-16	340	235	23	295	22	12	M20	4	16	4,0
225	200	PL2DI 225-16	340	238	23	295	22	12	M20	3	16	3,9
250	250	PL2DI 250-16	405	288	29	355	26	12	M24	3	16	6,6
280	250	PL2DI 280-16	405	294	29	355	26	12	M24	3	16	6,5
315	300	PL2DI 315-16	460	338	34	410	26	12	M24	3	16	8,6
355	350	PL2DI 355-16	520	376	39	470	26	16	M24	4	16	14,4
400	400	PL2DI 400-16	580	430	43	525	30	16	M27	4	16	17,0
450	500	PL2DI 450-16	715	517	46	650	33	20	M30	6,5	16	27,0
500	500	PL2DI 500-16	715	533	46	650	33	20	M30	7	16	24,4
560	600	PL2DI 560-16	840	618	55	770	36	20	M33	6	16	36,2
630	600	PL2DI 630-16	840	645	55	770	36	20	M33	6	16	43,4